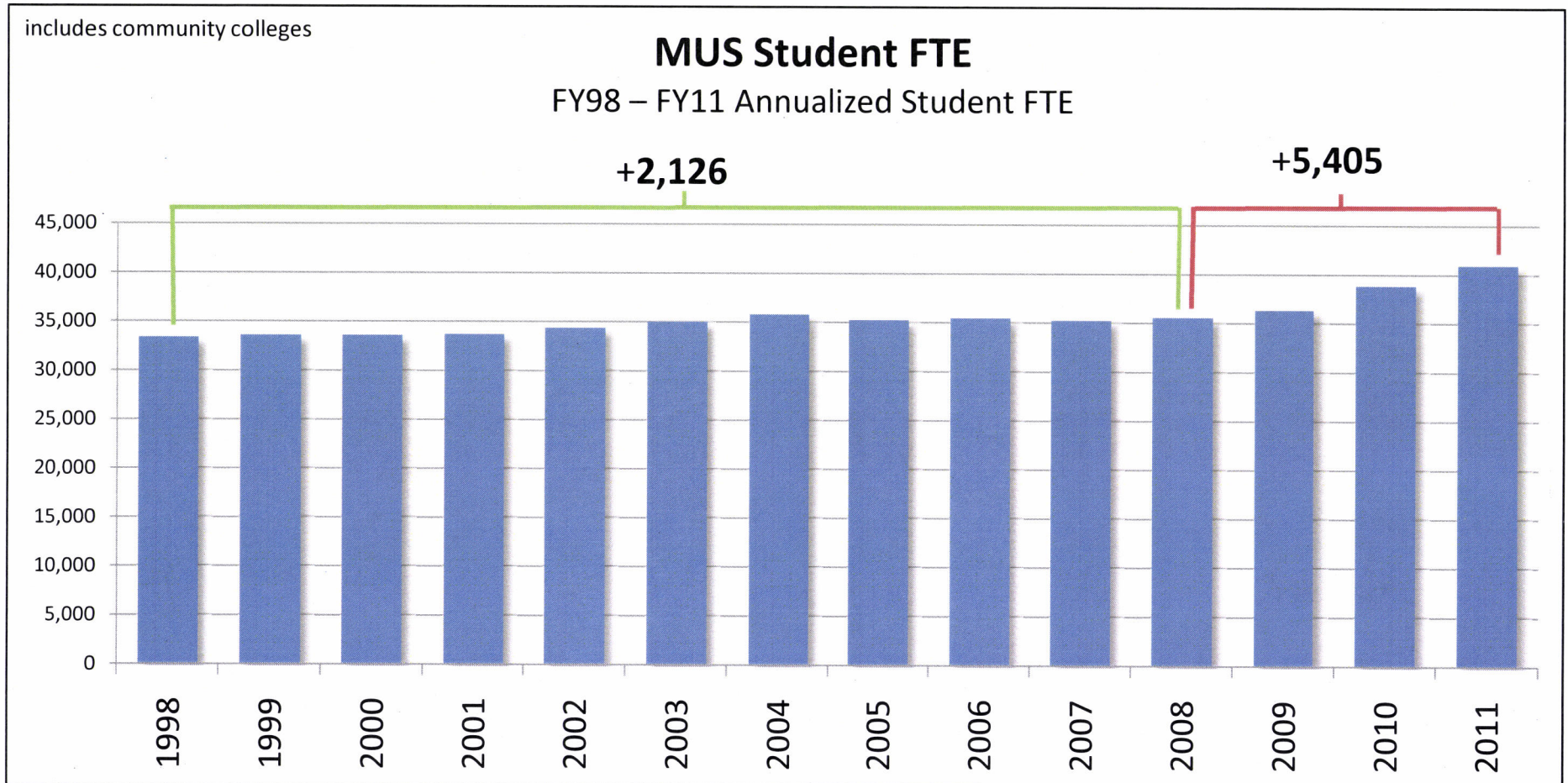


# Enrollment Growth

- ❖ Enrollment growth in the MUS continues at an accelerated pace --- now over 40,000 FTE
- ❖ Increase of over 5,400 FTE since 2008....at no other time in the history of the MUS have we seen equivalent levels of growth
- ❖ The increase in FTE in the past three years is over twice the amount of growth occurring in the ten years prior to 2008

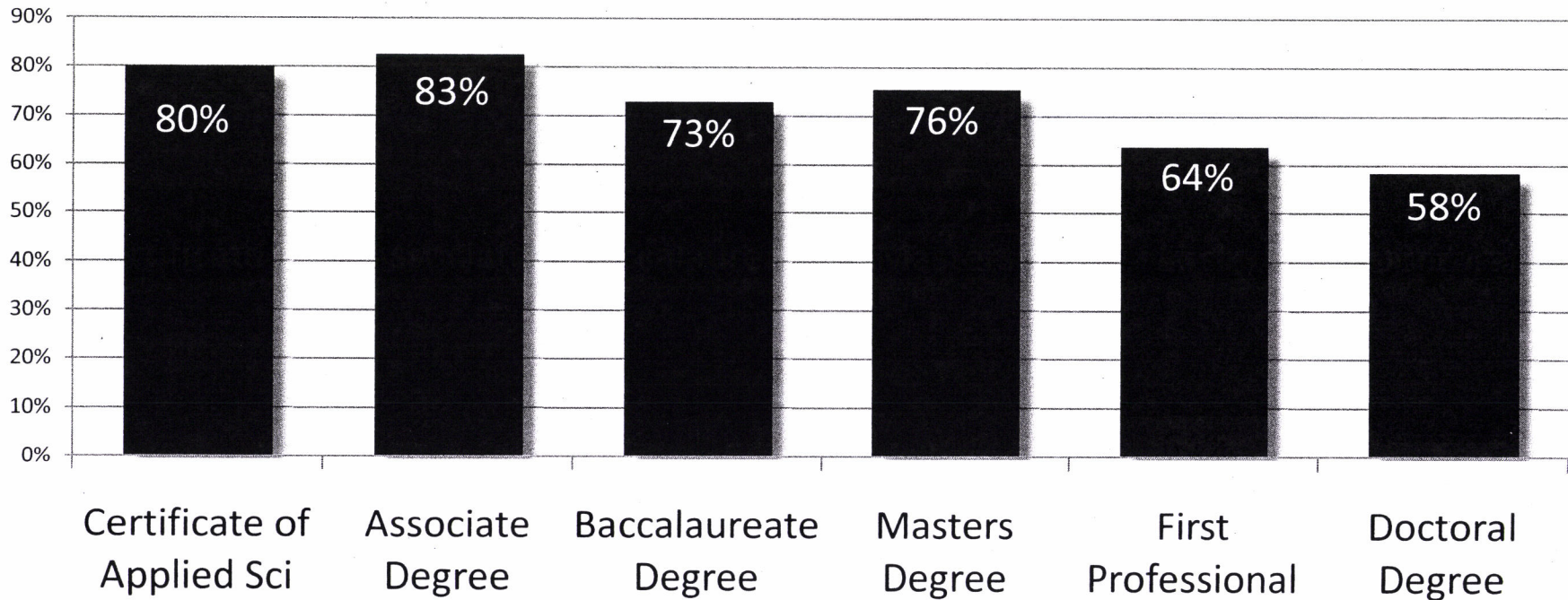


# Workforce Development

- ❖ 74% of resident students graduating from the MUS found employment in Montana within one year of graduation (2008-09 graduating cohort...4,314 out of 5,798 graduates).
- ❖ Average salary for MUS graduates employed in all 4 quarters following graduation = \$29,105 (n = 3,236 graduates)

## Percentage of Resident Graduates Entering Montana's Workforce by Degree Level

2008-09 Graduates Employed Within One Year of Graduation







# Montana University System Workforce Development

## MUS Healthcare Graduates

In 2008-09, the MUS produced 871 graduates in healthcare fields, accounting for 12% of the total graduates in the System (2<sup>nd</sup> most to Business/Acct/Marketing at 14%).

92% of the healthcare graduates were Montana residents. Of those graduates, 81% found employment in Montana within one year of graduation.

The average salary of healthcare graduates (regardless of degree level) was \$39,400, 35% higher than the average MUS graduate.

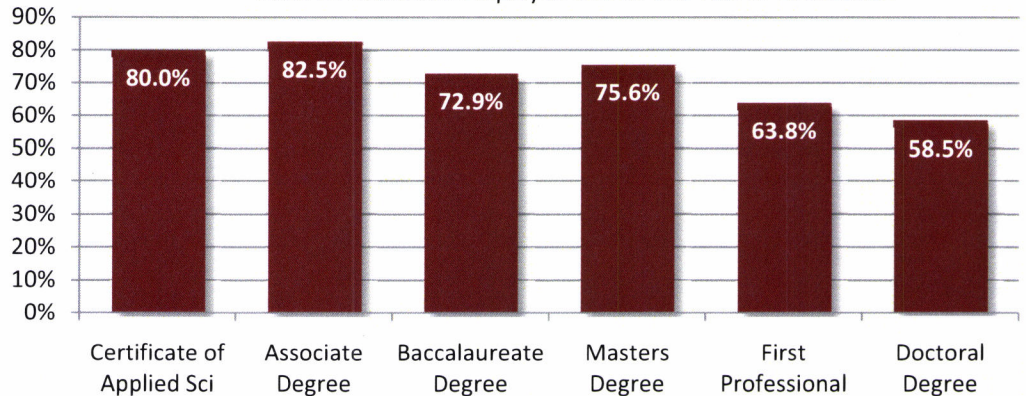
### Average Salaries of 2008-09 MUS Graduates

Pharmacy	\$97,919
Health Admin	\$63,056
Physical Therapy	\$46,265
Registered Nurse	\$45,810
Dental Hygiene	\$43,012
Respiratory Care	\$38,900
Health Care Info	\$37,822
Paramedic (EMT)	\$37,704
Industrial Hygiene	\$32,241
Mental Health Coun.	\$30,947
Surgical Technology	\$30,819
Physical Thrpy Asst.	\$30,740
Radiologic Tech	\$29,787
Practical Nurse	\$27,396
Med Coding	\$27,217
Medical Transcript.	\$25,946
Health Info Tech	\$25,913
Pharmacy Tech	\$21,484
Medical Asst.	\$21,004
Dental Assistant	\$19,641

## MEASURE

Percentage of MUS graduates finding employment in Montana by degree type

Percentage of Resident Graduates Entering Montana's Workforce  
2008-09 Graduates Employed Within One Year of Graduation



- 74% of resident students graduating from the MUS found employment in Montana within one year of graduation (2008-09 graduating cohort).

## Average Salaries

Average Salaries of MUS Graduates Employed in Montana by Degree Type  
(2008-09 graduates employed in all 4 quarters of 2009/2010 UI Wage Records)

Degree/Award	Average Salary	# Employed
Certificate of Applied Science	\$22,303	133
Associate's Degree	\$29,098	641
Bachelor's Degree	\$25,760	1,883
Master's Degree	\$39,308	478
First Professional	\$54,834	68
Doctoral Degree	\$46,712	33
<b>Total</b>	<b>\$29,105</b>	<b>3,236</b>

- Of the 641 associate degree recipients employed from the 2008-09 graduating cohort, 116 were employed in a healthcare profession (registered nurse, respiratory care, or EMT), earning an average salary \$42,000 per year.
- System-wide, majors in 4-year degree programs that produced some of the most employment were:
  - **business related majors** -- 267 entered the MT workforce at an average salary of \$29,000 per year
  - **registered nurses** – 139 entered the MT workforce at an average salary of \$46,000 per year
  - **engineers** – 107 entered the MT workforce at an average of \$36,000
  - **teachers** (and related majors) – 249 employed at elementary and secondary schools in MT at an average of \$26,000 per year

**Data Source:** MUS Data Warehouse; MT Dept. of Labor & Industry; In 2007, the Montana University System finalized a memorandum of understanding with the MT Department of Labor and Industry which allows the MUS to track the labor force outcomes for recent graduates. Nearly all employed Montanans are identified in the Department of Labor's Unemployment Insurance records. Using these records, we can ascertain how many of our graduates obtain work in Montana and what wages they receive.