

# BlueCross and BlueShield of Montana - Air Ambulance Data

Services incurred in 2015 paid by December 31, 2015

Data was obtained from health care claims submitted to BCBSMT from the providers listed below  
 Excludes claims that are Medicare Supplement, Medicare Advantage, Department of Corrections, eligibility denials, duplicates or have coordination of other payer benefits.  
 Includes only claims for BlueCross and BlueShield of Montana Members

## Non-Participating Provider Summary

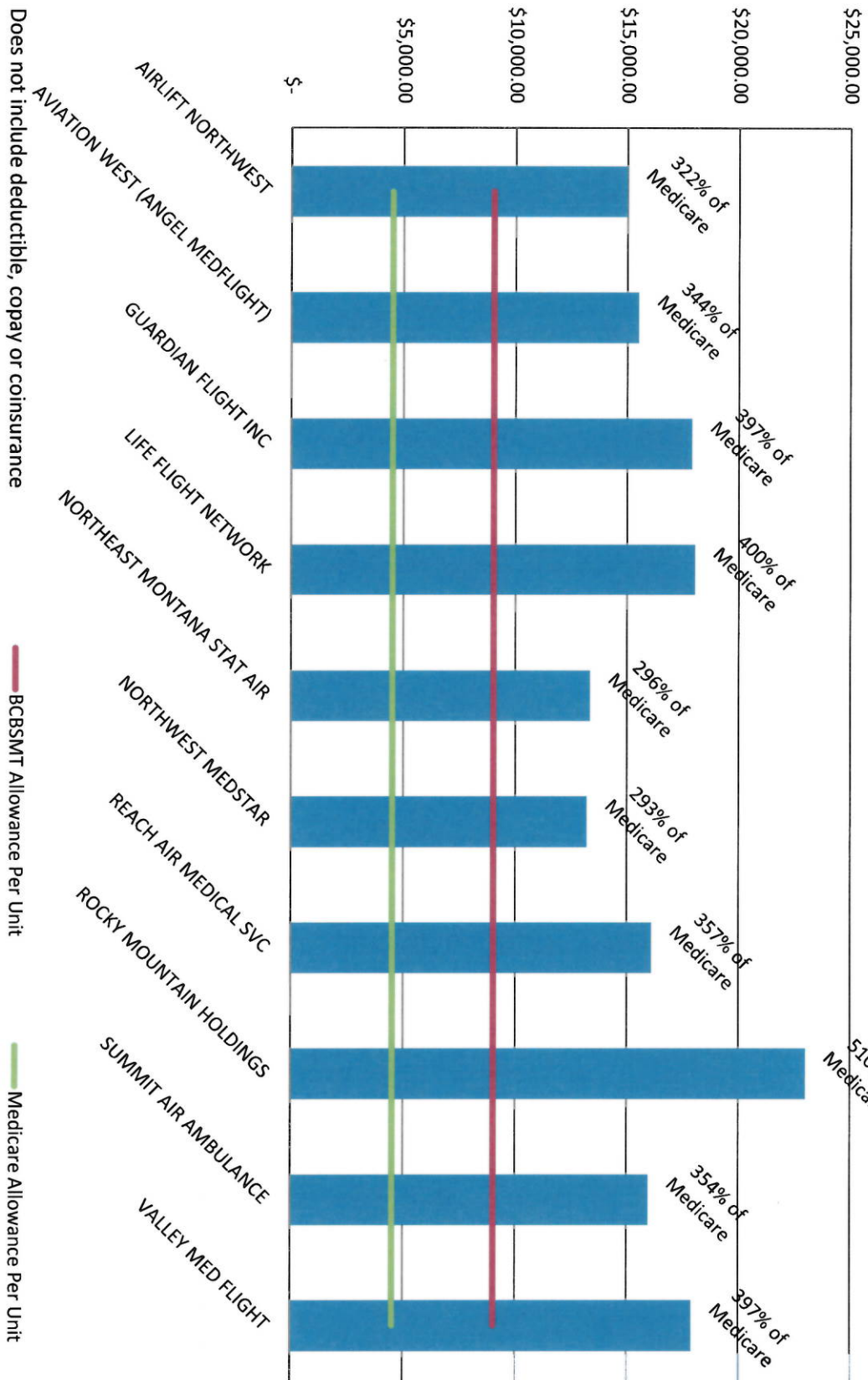
Provider Name	Plane Type	Service	Units	Charge	Allowed	Potential Member Balance Bill*	Charge Per Unit	BCBSMT Allowance Per Unit	Medicare Allowance Per Unit	Charge Percent of Medicare
AIRLIFT NORTHWEST	Fixed Wing	Fixed Wing Base Rate	4	\$ 60,000.00	\$ 35,824.00	\$ 24,176.00	\$ 15,000.00	\$ 9,023.00	\$ 4,511.36	332%
		Fixed Wing Mileage	2,292	\$ 215,448.00	\$ 58,786.00	\$ 156,662.00	\$ 94.00	\$ 26.00	\$ 12.80	734%
		<b>Fixed Wing Total</b>	<b>2,296</b>	<b>\$ 275,448.00</b>	<b>\$ 94,610.00</b>	<b>\$ 180,838.00</b>				
<b>AIRLIFT NORTHWEST Total</b>			<b>2,296</b>	<b>\$ 275,448.00</b>	<b>\$ 94,610.00</b>	<b>\$ 180,838.00</b>				
AVIATION WEST CHARTERS (AI Fixed Wing	Fixed Wing	Fixed Wing Base Rate	1	\$ 15,500.00	\$ 9,023.00	\$ 6,477.00	\$ 15,500.00	\$ 9,023.00	\$ 4,511.36	344%
		Fixed Wing Mileage	1,063	\$ 292,325.00	\$ 27,638.00	\$ 264,687.00	\$ 275.00	\$ 26.00	\$ 12.80	2148%
		<b>Fixed Wing Total</b>	<b>1,064</b>	<b>\$ 307,825.00</b>	<b>\$ 36,661.00</b>	<b>\$ 271,164.00</b>				
<b>AVIATION WEST CHARTERS (ANGEL MEDFLIGHT) Total</b>			<b>1,064</b>	<b>\$ 307,825.00</b>	<b>\$ 36,661.00</b>	<b>\$ 271,164.00</b>				
EAGLEMED LLC BUTTE	Rotor	Rotor Base Rate	4	\$ 62,100.00	\$ 41,805.00	\$ 20,295.00	\$ 15,525.00	\$ 10,490.00	\$ 5,245.13	296%
		Rotor Mileage	366	\$ 65,165.01	\$ 24,843.00	\$ 40,322.01	\$ 178.05	\$ 68.00	\$ 34.16	521%
		<b>Rotor Total</b>	<b>370</b>	<b>\$ 127,265.01</b>	<b>\$ 66,648.00</b>	<b>\$ 60,617.01</b>				
<b>EAGLEMED LLC BUTTE Total</b>			<b>370</b>	<b>\$ 127,265.01</b>	<b>\$ 66,648.00</b>	<b>\$ 60,617.01</b>				
GUARDIAN FLIGHT INC	Fixed Wing	Fixed Wing Base Rate	2	\$ 35,800.00	\$ 18,046.00	\$ 17,754.00	\$ 17,900.00	\$ 9,023.00	\$ 4,511.36	397%
		Fixed Wing Mileage	505	\$ 124,841.05	\$ 13,130.00	\$ 111,711.05	\$ 247.21	\$ 26.00	\$ 12.80	1931%
		<b>Fixed Wing Total</b>	<b>507</b>	<b>\$ 160,641.05</b>	<b>\$ 31,176.00</b>	<b>\$ 129,465.05</b>				
<b>GUARDIAN FLIGHT INC Total</b>			<b>507</b>	<b>\$ 160,641.05</b>	<b>\$ 31,176.00</b>	<b>\$ 129,465.05</b>				
LIFE FLIGHT NETWORK	Fixed Wing	Fixed Wing Base Rate	7	\$ 126,226.00	\$ 62,893.00	\$ 63,333.00	\$ 18,032.29	\$ 9,023.00	\$ 4,511.36	400%
		Fixed Wing Mileage	1,854	\$ 226,586.00	\$ 47,870.00	\$ 178,716.00	\$ 122.21	\$ 26.00	\$ 12.80	955%
		<b>Fixed Wing Total</b>	<b>1,861</b>	<b>\$ 352,812.00</b>	<b>\$ 110,763.00</b>	<b>\$ 242,049.00</b>				
LIFE FLIGHT NETWORK Total	Rotor	Rotor Base Rate	12	\$ 231,276.00	\$ 125,415.00	\$ 105,861.00	\$ 19,273.00	\$ 10,490.00	\$ 5,245.13	367%
		Rotor Mileage	849	\$ 168,624.00	\$ 57,525.00	\$ 111,099.00	\$ 198.61	\$ 68.00	\$ 34.16	581%
		<b>Rotor Total</b>	<b>861</b>	<b>\$ 399,900.00</b>	<b>\$ 182,940.00</b>	<b>\$ 216,960.00</b>				
<b>LIFE FLIGHT NETWORK Total</b>			<b>2,722</b>	<b>\$ 752,712.00</b>	<b>\$ 293,703.00</b>	<b>\$ 459,009.00</b>				
NORTHEAST MONTANA STAT / Fixed Wing	Fixed Wing	Fixed Wing Base Rate	18	\$ 240,063.00	\$ 161,208.00	\$ 78,855.00	\$ 13,336.83	\$ 9,023.00	\$ 4,511.36	296%
		Fixed Wing Mileage	3,401	\$ 129,061.20	\$ 86,835.00	\$ 42,226.20	\$ 37.95	\$ 26.00	\$ 12.80	296%
		<b>Fixed Wing Total</b>	<b>3,419</b>	<b>\$ 369,124.20</b>	<b>\$ 248,043.00</b>	<b>\$ 121,081.20</b>				
<b>NORTHEAST MONTANA STAT AIR Total</b>			<b>3,419</b>	<b>\$ 369,124.20</b>	<b>\$ 248,043.00</b>	<b>\$ 121,081.20</b>				
NORTHWEST MEDSTAR	Fixed Wing	Fixed Wing Base Rate	8	\$ 105,627.46	\$ 71,782.00	\$ 33,845.46	\$ 13,203.43	\$ 9,023.00	\$ 4,511.36	293%
		Fixed Wing Mileage	1,277	\$ 140,597.70	\$ 32,668.00	\$ 107,929.70	\$ 110.10	\$ 26.00	\$ 12.80	860%
		<b>Fixed Wing Total</b>	<b>1,285</b>	<b>\$ 246,225.16</b>	<b>\$ 104,450.00</b>	<b>\$ 141,775.16</b>				

Non-Participating Provider Summary

Provider Name	Plane Type	Service	Units	Charge	Allowed	Potential Member Balance Bill*	Charge Per Unit	BCBSMT Allowance Per Unit	Medicare Allowance Per Unit	Charge of Medicare Percent
NORTHWEST MEDSTAR Total	Rotor	Rotor Base Rate	5	\$ 76,556.45	\$ 52,295.00	\$ 24,261.45	\$ 15,311.29	\$ 10,490.00	\$ 5,245.13	292%
		Rotor Mileage	253	\$ 33,674.30	\$ 17,145.00	\$ 16,529.30	\$ 133.10	\$ 68.00	\$ 34.16	390%
	<b>Rotor Total</b>		<b>258</b>	<b>\$ 110,230.75</b>	<b>\$ 69,440.00</b>	<b>\$ 40,790.75</b>				
REACH AIR MEDICAL SVC			<b>1,543</b>	<b>\$ 356,455.91</b>	<b>\$ 173,890.00</b>	<b>\$ 182,565.91</b>				
	Fixed Wing	Fixed Wing Base Rate	4	\$ 64,422.50	\$ 36,092.00	\$ 28,330.50	\$ 16,105.63	\$ 9,023.00	\$ 4,511.36	357%
		Fixed Wing Mileage	934	\$ 160,700.92	\$ 24,284.00	\$ 136,416.92	\$ 172.06	\$ 26.00	\$ 12.80	1344%
	<b>Fixed Wing Total</b>		<b>938</b>	<b>\$ 225,123.42</b>	<b>\$ 60,376.00</b>	<b>\$ 164,747.42</b>				
	Rotor	Rotor Base Rate	16	\$ 258,056.50	\$ 167,840.00	\$ 90,216.50	\$ 16,128.53	\$ 10,490.00	\$ 5,245.13	307%
	Rotor Mileage	1,310	\$ 222,250.00	\$ 89,080.00	\$ 133,170.00	\$ 169.66	\$ 68.00	\$ 34.16	497%	
<b>Rotor Total</b>		<b>1,326</b>	<b>\$ 480,306.50</b>	<b>\$ 256,920.00</b>	<b>\$ 223,386.50</b>					
<b>REACH AIR MEDICAL SVC Total</b>			<b>2,264</b>	<b>\$ 705,429.92</b>	<b>\$ 317,296.00</b>	<b>\$ 388,133.92</b>				
ROCKY MOUNTAIN HOLDINGS	Fixed Wing	Fixed Wing Base Rate	1	\$ 22,998.64	\$ 9,023.00	\$ 13,975.64	\$ 22,998.64	\$ 9,023.00	\$ 4,511.36	510%
		Fixed Wing Mileage	310	\$ 32,000.36	\$ 8,060.00	\$ 23,940.36	\$ 103.23	\$ 26.00	\$ 12.80	806%
	<b>Fixed Wing Total</b>		<b>311</b>	<b>\$ 54,999.00</b>	<b>\$ 17,083.00</b>	<b>\$ 37,916.00</b>				
	Rotor	Rotor Base Rate	2	\$ 52,184.79	\$ 20,980.00	\$ 31,204.79	\$ 26,092.40	\$ 10,490.00	\$ 5,245.13	497%
		Rotor Mileage	191	\$ 57,257.53	\$ 12,988.00	\$ 44,269.53	\$ 299.78	\$ 68.00	\$ 34.16	878%
<b>Rotor Total</b>		<b>193</b>	<b>\$ 109,442.32</b>	<b>\$ 33,968.00</b>	<b>\$ 75,474.32</b>					
<b>ROCKY MOUNTAIN HOLDINGS Total</b>			<b>504</b>	<b>\$ 164,441.32</b>	<b>\$ 51,051.00</b>	<b>\$ 113,390.32</b>				
SUMMIT AIR AMBULANCE	Fixed Wing	Fixed Wing Base Rate	9	\$ 143,685.00	\$ 80,135.00	\$ 63,550.00	\$ 15,965.00	\$ 9,023.00	\$ 4,511.36	354%
		Fixed Wing Mileage	2,177	\$ 341,100.28	\$ 54,801.00	\$ 286,299.28	\$ 156.68	\$ 26.00	\$ 12.80	1224%
	<b>Fixed Wing Total</b>		<b>2,186</b>	<b>\$ 484,785.28</b>	<b>\$ 134,936.00</b>	<b>\$ 349,849.28</b>				
	Rotor	Rotor Base Rate	9	\$ 143,685.00	\$ 93,170.00	\$ 50,515.00	\$ 15,965.00	\$ 10,490.00	\$ 5,245.13	304%
		Rotor Mileage	771	\$ 135,275.00	\$ 51,700.00	\$ 83,575.00	\$ 175.45	\$ 68.00	\$ 34.16	514%
<b>Rotor Total</b>		<b>780</b>	<b>\$ 278,960.00</b>	<b>\$ 144,870.00</b>	<b>\$ 134,090.00</b>					
<b>SUMMIT AIR AMBULANCE Total</b>			<b>2,966</b>	<b>\$ 763,745.28</b>	<b>\$ 279,806.00</b>	<b>\$ 483,939.28</b>				
VALLEY MED FLIGHT	Fixed Wing	Fixed Wing Base Rate	20	\$ 358,000.00	\$ 179,656.00	\$ 178,344.00	\$ 17,900.00	\$ 9,023.00	\$ 4,511.36	397%
		Fixed Wing Mileage	5,373	\$ 724,607.00	\$ 138,207.00	\$ 586,400.00	\$ 134.86	\$ 26.00	\$ 12.80	1054%
	<b>Fixed Wing Total</b>		<b>5,393</b>	<b>\$ 1,082,607.00</b>	<b>\$ 317,863.00</b>	<b>\$ 764,744.00</b>				
	Rotor	Rotor Base Rate	1	\$ 17,900.00	\$ 10,490.00	\$ 7,410.00	\$ 17,900.00	\$ 10,490.00	\$ 5,245.13	341%
		Rotor Mileage	150	\$ 37,081.50	\$ 10,200.00	\$ 26,881.50	\$ 247.21	\$ 68.00	\$ 34.16	724%
<b>Rotor Total</b>		<b>151</b>	<b>\$ 54,981.50</b>	<b>\$ 20,690.00</b>	<b>\$ 34,291.50</b>					
<b>VALLEY MED FLIGHT Total</b>			<b>5,544</b>	<b>\$ 1,137,588.50</b>	<b>\$ 338,553.00</b>	<b>\$ 799,035.50</b>				
<b>Grand Total</b>			<b>23,199</b>	<b>\$ 5,120,676.19</b>	<b>\$ 1,931,437.00</b>	<b>\$ 3,189,239.19</b>				

\* Does not include deductible, copay, or coinsurance

## Non Participating Providers Services incurred in 2015 paid by December 31, 2015 Fixed Wing Base Rate - Charge Per Unit



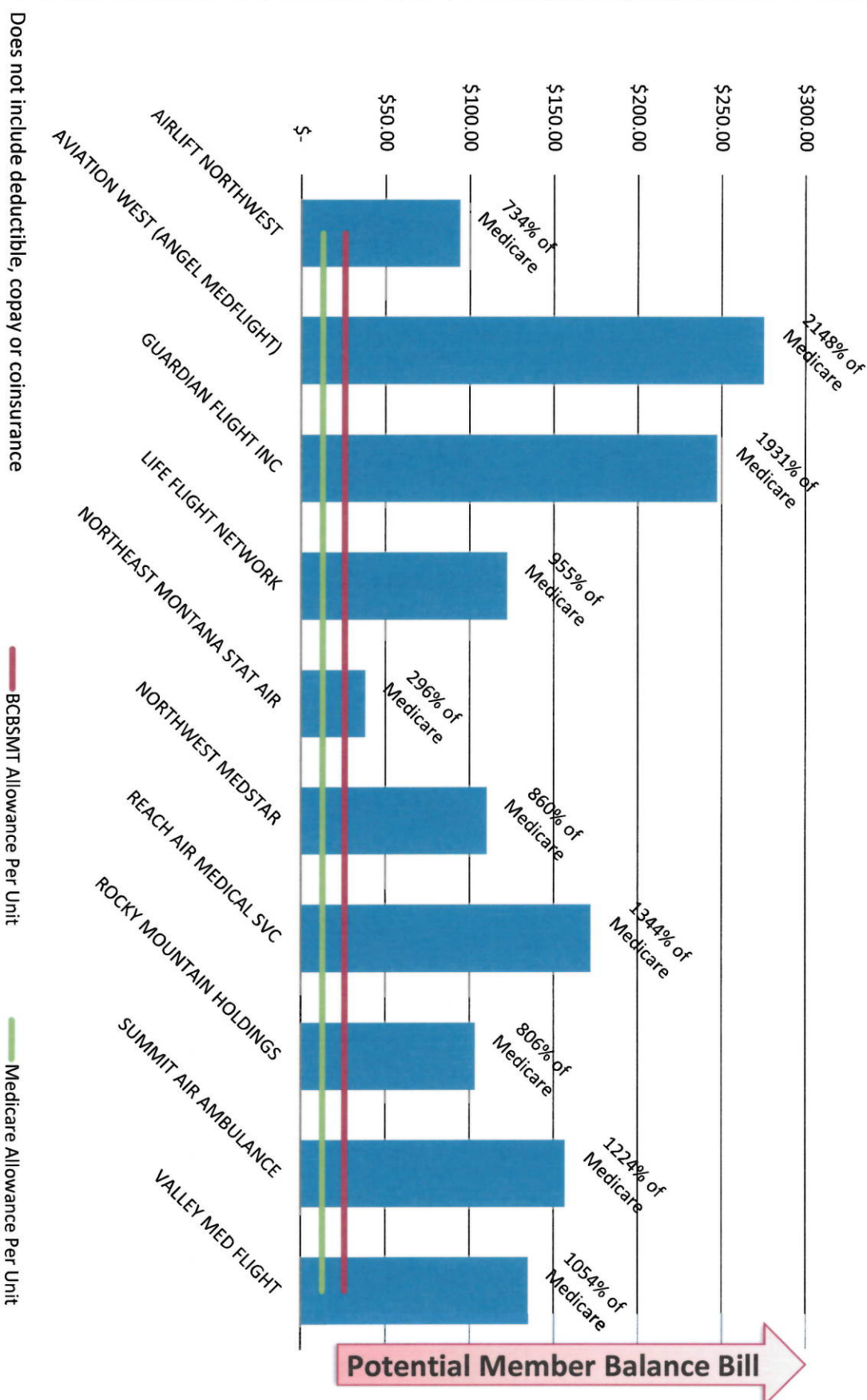
Potential Member Balance Bill

Does not include deductible, copay or coinsurance

## Non Participating Providers

### Services incurred in 2015 paid by December 31, 2015

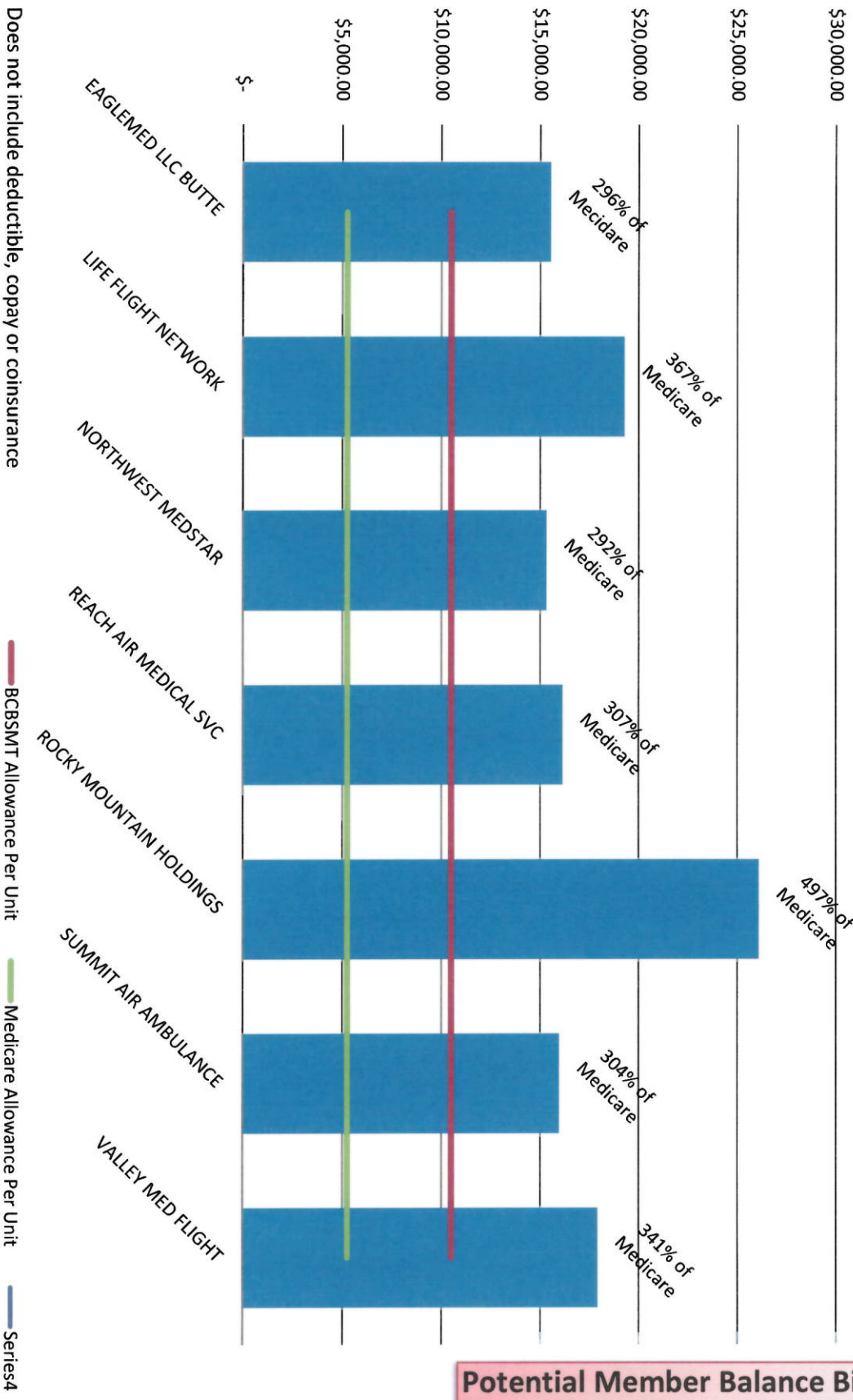
### Fixed Wing Mileage Rate - Charge Per Unit



Potential Member Balance Bill

Does not include deductible, copay or coinsurance

## Non Participating Providers Services Incurred in 2015 paid by December 31, 2015 Rotor Base Rate - Charge Per Unit



Does not include deductible, copay or coinsurance

## Non Participating Providers Services incurred in 2015 paid by December 31, 2015 Rotor Mileage Rate - Charge Per Unit

